

**THE MAIN DOME
OF ST PUBLIUS
PARISH CHURCH
IN FLORIANA**

**METHOD STATEMENT FOR THE
EXTERNAL REPAINTING OF THE DOME
AND ITS LANTERN**

AUGUST 2020

**Perit Mark Azzopardi
B.E.&A., M.Sc.**

METHOD STATEMENT FOR THE REPAINTING OF THE MAIN DOME AND LANTERN OF ST PUBLIUS PARISH CHURCH IN FLORIANA

2. General Information

Name and address of client: Fr Charles Cini, 4 Sarria Road, Floriana

Property address: Various ancillary facilities accessible from St Thomas Street and St Publius Street.

Date of inspection: August 2020.

Weather: Fine.

Limits to the inspection: Visual.

Ownership: Floriana Parish.

3. Historical Context

The church of St Publius suffered extensive damages during the Second world War when in 28th April 1942 when the church was hit and sixteen persons killed. The dome destroyed and the façade severely damaged. These damages started being repaired on 28th April 1944 under the direction of Gustav Vincenti and completed by 10th December 1944.



Plate 2: The church of St Publius after the war.

METHOD STATEMENT FOR THE REPAINTING OF THE MAIN DOME AND LANTERN OF ST PUBLIUS PARISH CHURCH IN FLORIANA

The church was scheduled as a Grade 1 monument in August 2011 as per Government Notice 782.




Plate 3: The drum and dome with the area of interest indicated in red.

METHOD STATEMENT FOR THE REPAINTING OF THE MAIN DOME AND LANTERN OF ST PUBLIUS PARISH CHURCH IN FLORIANA

4. The Dome

A visual and photographic inspection of the dome has ascertained numerous areas where the paint layers have cracked and where they have become detached.




Plate 4: The dome showing the numerous cracks in the paint layers.

This has resulted in extensive damages to the painting on the inside of the dome seen as the detachment of interior paint layer, flaking and peeling as well as the detachment of the actual painted canvases.

METHOD STATEMENT FOR THE REPAINTING OF THE MAIN DOME AND LANTERN OF ST PUBLIUS PARISH CHURCH IN FLORIANA



Plate 5: The peeling paint layers exposing the masonry dome underneath.

METHOD STATEMENT FOR THE REPAINTING OF THE MAIN DOME AND LANTERN OF ST PUBLIUS PARISH CHURCH IN FLORIANA




Plate 6: Extensive damages on the inside of the dome.

METHOD STATEMENT FOR THE REPAINTING OF THE MAIN DOME AND LANTERN OF ST PUBLIUS PARISH CHURCH IN FLORIANA

5. Method Statement

Due to the nature of the damage, it is being proposed that the works on the drum and its base be carried out as follows:

- i) All paint layers be stripped off using manual means, in particular hand held tools. No orbital sanders are to be used. The stone surface be cleaned from any residual paint flakes where possible.
- ii) Any open joints or defects to the surface of the masonry be addressed using a lime-based mortar.
- iii) Copertinas and fillets (sgoxx) be laid areas where rain water ingress is liable to occur.
- iv) The surface of the dome and lantern as well as any horizontal surface at the base of the dome be painted with an impervious paint.
- v) All windows will be sanded down and repainted.

6. Conclusion

The aim of the recommendations outlined above is to address the observed deterioration on the dome as part as an emergency intervention to avoid further water ingress though the dome and gain time to organise a more comprehensive intervention on the dome and its lantern.

Perit Mark Azzopardi B.E.&A., M.Sc., A&C.E.